

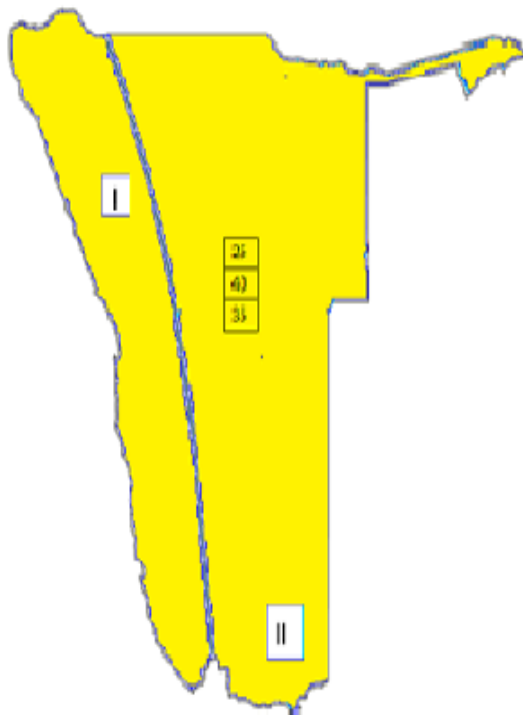
REPUBLIC OF NAMIBIA

MINISTRY OF WORKS AND TRANSPORT.

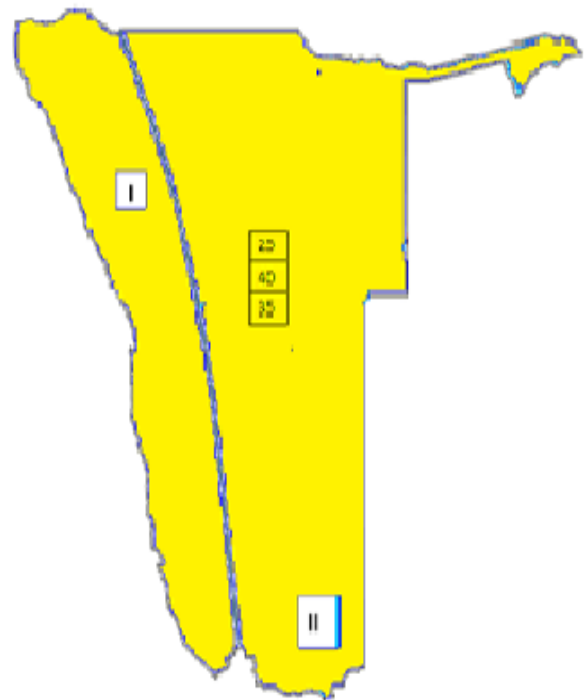
METEOROLOGICAL SERVICE DIVISION

2015/2016 Seasonal Rainfall Outlook

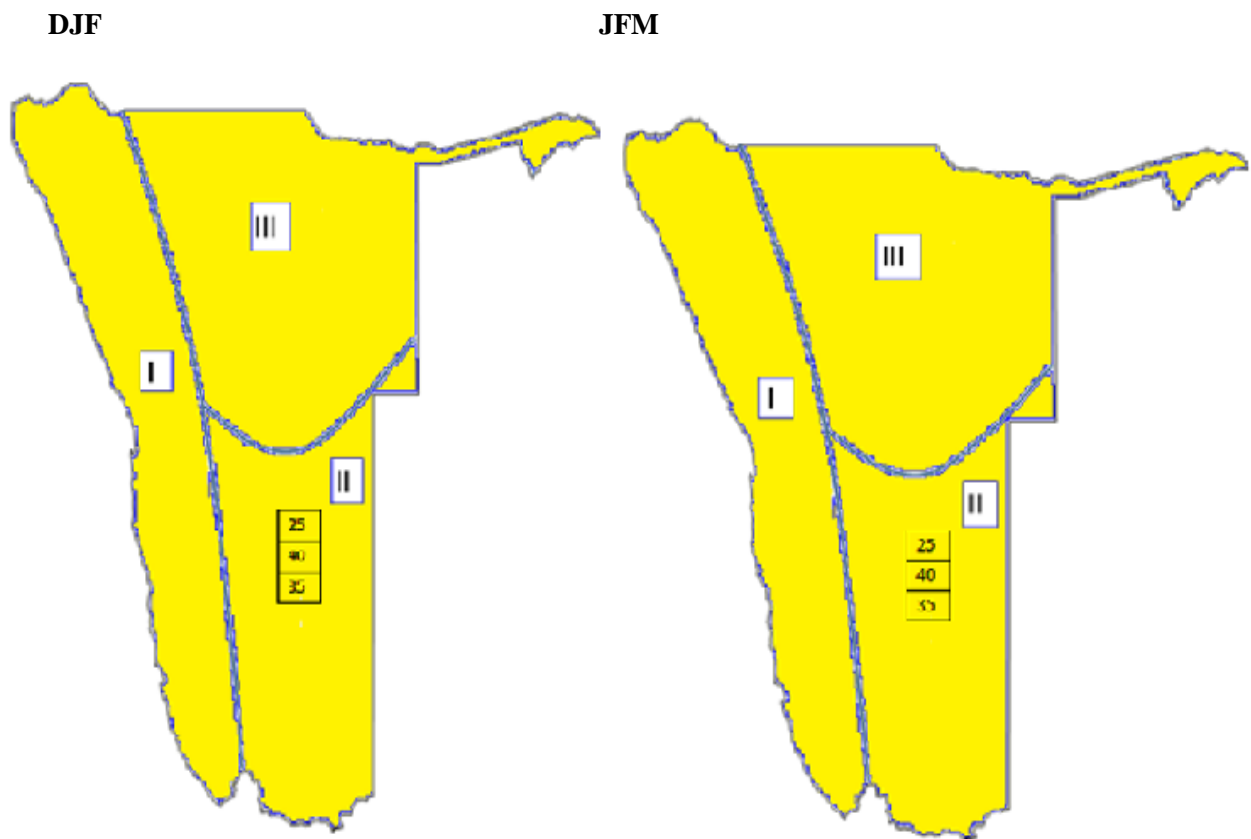
OND



NDJ



-
- Notes:** (1) The Outlook_map is applicable to larger areas depicts the most likely rainfall performance over the 3-month period as a whole, and does not reflect rainfall distribution during the period.
- (2) OND, NDJ, DJF and JFM represents the overlapping months of October-November-December, November- December-January, December-January-February and January-February-March respectively.
- (3) Users should feel free to contact Namibia Meteorological for any clarifications, if necessary.



Summary: There is a highly likelihood for Normal to Below- Normal Rainfall throughout the country for the period starting from October 2015 to March 2016.

-
- Notes:** (1) The Outlook_map is applicable to larger areas depicts the most likely rainfall performance over the 3-month period as a whole, and does not reflect rainfall distribution during the period.
 (2) OND, NDJ, DJF and JFM represents the overlapping months of October-November-December, November- December-January, December-January-February and January-February-March respectively.
 (3) Users should feel free to contact Namibia Meteorological for any clarifications, if necessary.